NEW MEXICO HISTORIC SITES

NEW MEXICO DEPARTMENT OF CULTURAL AFFAIRS

LOS LUCEROS

HISTORIC SITE

Junior Ranger

ACTIVITY BOOKLET





Junior Ranger Pledge

I pledge to: appreciate and protect all of New Mexico's Historic Sites, strive to continue to learn about the history of those sites, and promote awareness for our diverse and complex backgrounds in history by sharing what I learn with friends and family.

What is a New Mexico Historic Sites Junior Ranger?

A New Mexico Historic Sites Junior Ranger is someone who learns about a New Mexico Historic Site, and takes an oath to protect the site, its structures, trails, and exhibits for future generations. They also share their knowledge with family and friends to help preserve important places and the history of New Mexico.

A Junior Ranger is encouraged to visit other Historic Sites to learn more about New Mexico history and encourages others to do the same. We here at New Mexico Historic Sites hope that Junior Rangers will become advocates for the heritage of New Mexico and the precious resources and knowledge that these sites have to offer.

How do you become a Junior Ranger?

Anyone can become a Junior Ranger. There is no age limit. All you need to do is complete activities in this activity booklet based upon your age.

- ❑ **If you are 6 years or younger, complete 4 activities and check this box.**
- ❑ **If you are between 7 and 10 years old, complete 7 activities and check this box.**
- ❑ **If you are 10 years or older, complete all the activities and check this box.**

You are encouraged to explore the site, our exhibits, take a guided tour, and walk the trails to find inspiration for some of the activities and find the answers. If you want to work as a team, or if you need help from family and friends, that's okay. When in doubt, ask a ranger for help. When you are done with your booklet, take it to the visitor center. Your booklet will be reviewed, your certificate will be signed and stamped, and your badge will be given to you. Or you can take it home and complete it (just follow the directions on the back page on how to receive your Junior Ranger Badge!)

Take care while you are here!

Please stay on the trails and keep an eye out for snakes and tripping hazards.

Keep a respectful distance from any wild animals. When walking around the site, you might see wild deer.

Please leave any historic items such as beads, buttons, glass, pottery, or bits of metal where you find them. It's the law! And it ensures that other visitors enjoy them too.

Watch out for approaching storms. If you hear thunder, take cover by returning to the visitor center.

Glossary of Terms

Acequia *(ah-SEK-ee-ah)***:** irrigation canal

Artifacts: human-made or modified objects

Bosque *(BOH-skeh)***:** forest

Capilla *(kah-PEE-yah)***:** chapel

Forage: a search for food or provisions

Hacienda *(ah-see-EN-dah)***:** a house and farmland

Olla *(OY-ah)***:** a clay jug for transporting water

Rio Grande: the name of the river near the site

Storehouse: a building where you store items

About Los Luceros



Our historic site is lucky to have been a part of many exciting times in northern New Mexico's history. For as long as people can remember, people have lived along the Rio Grande. Just as we do today, they farmed, fished, and collected wild plants along the river. More than 700 years ago the people of Phiogeh Owingeh Pueblo helped settle this area as farmland. The Tewa word Phiogeh means flicker, a type of bird. The Northern Flicker is a type of woodpecker that is prominent in the area. In fact, our site friend, Nimble, is a Northern Flicker!

After the Pueblo Revolt of 1680, Sebastián Martín Serrano built his home here and created the acequias—the long ditches that carry water from the river around the site. Sebastián's family owned the land for a very long time. Julian Lucero learned about this place from his uncle who married one of the Serrano granddaughters. Julian eventually bought most of the land from his cousins. Julian is the man who gave the site the name Los Luceros.

A wealthy woman from the East Coast named Mary Cabot Wheelwright bought the Hacienda and six acres of land here in 1923. Mary studied the Diné (Navajo) people and worked with a Medicine Man named Hastíín Klah to record Diné traditions. She built the Wheelwright Museum of the American Indian in Santa Fe, and this house here at Los Luceros is where she began planning it. Hastíín Klah helped design the house at our site.

Los Luceros opened as a New Mexico Historic Site in 2019. Today the historic site is 148 acres, and we continue the tradition of farming that began all the way back with Phiogeh Owingeh Pueblo more than 700 years ago. The staff are happy to share the story of the land with guests like you. We hope you enjoy your visit!

Fields

The fields at Los Luceros Historic Site have been used for farming and grazing for more than 800 years. Today, we grow alfalfa to feed the animals in the winter.

Use the area below to draw your favorite animal(s) in one of the fields at Los Luceros.



Plants

You can see hundreds of different types of plants here at Los Luceros. Each plant is an important part of the ecosystem. They all provide food to animals and even other plants.

Use the area below to draw some of the plants you see at the site and add labels for the different kinds. Draw as many plants from around the site as you can!

Victorian Cottage

Abel and Ursula Lucero lived here with their nine children in the early 1900s. Abel planned and built this house himself.

Use the box below to draw your own version of the Victorian Cottage and answer the questions that follow.

What is your favorite thing about the Victorian Cottage?

_____

_____

What do you think the Victorian Cottage was used for?

_____

_____

Family Tree

Los Luceros is named after the Lucero family who lived here long ago. Knowing how people are related to each other is a great way to learn how we're all connected in some way or another. People have been tracking their family lines for thousands of years.

Use the space below to create your family tree.

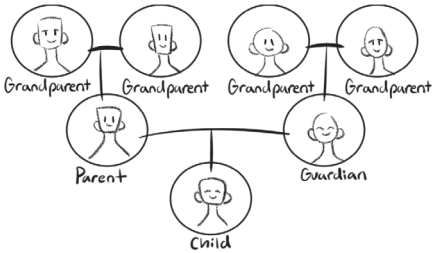

Make Your Own Rubbing

There are many unique shapes and textures found all over the site. Follow the instructions and use the blank page on the right to complete the activity.

Supplies needed: Pencil or charcoal, blank paper, or use the next page

Instructions:

1. Hold your blank paper up to an object or texture around the site. Be sure to keep it as flat and close to the object as possible.

2. Hold your pencil almost horizontally and roll across the paper. Apply some pressure so you can see the texture on the paper.

There are many places to complete this activity. Here are some ideas for inspiration!

- Tree bark on one of the trees around the Bosque
- The paved pathway to the Visitor Center
- The wood fences around the fields

✔ Use the blank areas on the next page

✔ Hold the page up to the surface

✔ Use your charcoal or pencil to get the texture.



Surface texture 1 _____



Surface texture 2 _____



Surface texture 3 _____

Chapel (Capilla)

Small chapels were often at the center of their communities. The ringing or tolling of the bell could signal people it was time to go to Mass or that a wedding, funeral, or communion was taking place.

Decorate your own chapel bell and answer the questions below.

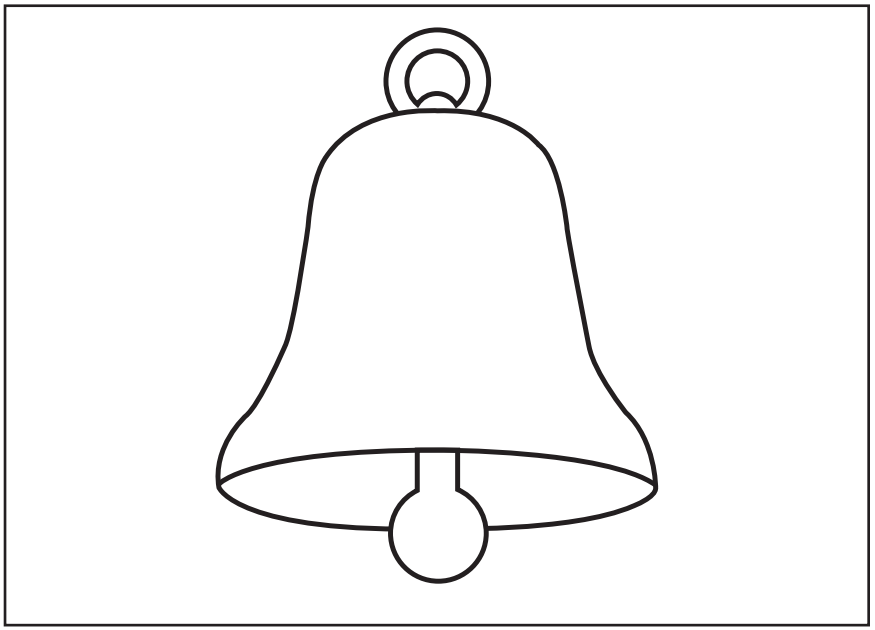

Hold old is the chapel?

_____

Use 5 words to describe the altar inside the chapel

_____ _____

_____ _____

_____

Color the Chapel Doors

Imagine you are designing your own chapel.

Color the doors to create your own entrance.



Hacienda Scavenger Hunt

In this scavenger hunt, find all of the listed items and check them off!

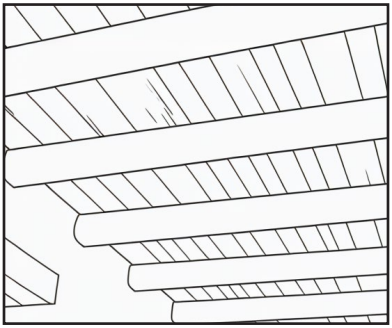

Ceiling beams
The beams have special names. The big ones are called *vigas* and the smaller ones are called *latillas.*



Piano
This piano is a baby grand piano, which means it is not the biggest piano but it's still pretty big! You can play the piano, but be gentle.

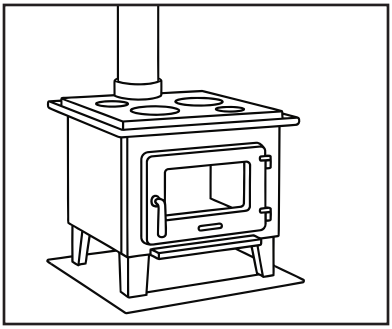

Stove
This wood-burning stove cooked food for the people who lived in this house for 35 years.

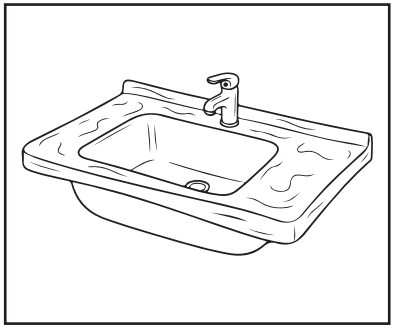

Farm sink
This sink was the first and only kitchen sink ever put in this building. It was added in 1923 with the brand new indoor plumbing.



Olla (water jug)
Before metal was easy to get in New Mexico, people used clay pots to move and boil water.

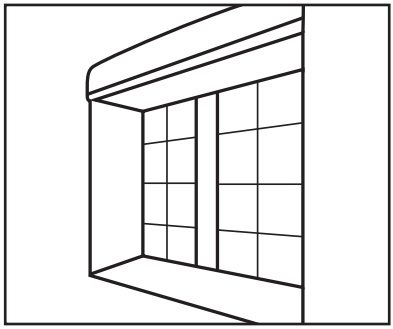

Mary's window
Mary used to watch birds out of her window. Take a minute to see if you can spot any birds.

Storehouse (Almacén)

Find the hidden words. They can be horizontal, vertical, diagonal, and backwards.

T C S T O R A G E G O H S N
F O R R R O E E N S E H O S
S P O R C F E I O R T S C S
H O R S E S M L I L T E A G
E E O F H R U L O L O L R E
R E N R A S E L P P A C T N
U R S F H V S U S E T I I E
T O N U E E S I O A L H F R
I E R S E U S S A N F E A A
N S T O R E H O U S E V C T
R E S P L T R R H C L T T O
U S O O U M I T A R E E S R
F E N S R S G I I C T G R S
L P U E G E E Z N S R S R N

LUIS ORTIZ
STOREHOUSE
APPLES
VEHICLES
FARMING
FURNITURE
GENERATORS
STORAGE
CROPS
HORSES
ARTIFACTS

Apples

Did you know Los Luceros Historic Site has more that 1,000 trees in its apple orchard? There have been apple trees here for more than 150 years. There are three varieties of apples in the orchard: Red Delicious, Golden Delicious, and Winesap.

Color the apples below to match their description.



Red Delicious apples are very sweet, soft apples that can be so dark red that sometimes they look purple with very small white speckles.

Golden Delicious apples are a bright yellow-green color. Some can be more yellow or more green. They are sweet, slightly crisp, and juicy.





Winesap apples are a bright red with yellow streaks. They are sour and tend to be dry so they are great for cooking and baking.

Create you own apple and give it a name.

_____

Apples can be named anything. What color is your apple? What flavors? Is it sour or sweet, juicy or dry, crunchy or soft?

Color the apple tree from the Los Luceros orchard.





Color the butterflies!

The plants and trees at this site attract butterflies, bees, and other insects. Have you seen any butterflies on your visit?

Color the butterflies below in your favorite colors.



Corral Garden Word Scramble

The gardens next to the main Hacienda were used to grow food for the residents of the house and also where most of the cooking and healthcare was done. This garden was turned into a restful, relaxing space in more modern times.

Unscramble the words to match the pictures.



DEGNRA



BAPLAREPC



SROE



PEYRSARRB



HUSBSE



FBTETURYL

Color the 19th century Hacienda.





Animal Tracks at Los Luceros

There are many animals that call Los Luceros home. These include wild animals who cross through the site and domesticated (not wild) animals that live here.

Identify each animal and try to match them to their tracks.













Animals included on these two pages are: Mountain Lion, River Otter, Deer, Donkey, Sandhill Crane, and Coyote













Navajo-Churro Sheep

Los Luceros has a large flock of Navajo-Churro sheep. These sheep are descendants from the Spanish Churra sheep that came with the Spanish settlers to North America. They are a strong breed that can live in desert climates without a lot of resources. The Diné (Navajo) used them for meat, milk, and wool fiber.



See how many uses sheep provide!

Antifreeze	Dice	Meat
Baseballs	Dish soap	Medicines
Brushes	Dog food	Paint
Buttons	Drum skins	Shampoo
Candles	Fertilizer	Piano keys
Ceramics	Floor wax	Shaving cream
Chewing gum	Footwear	Tennis racket strings
Crayons	Instrument strings	Textiles
Dairy products	Lotions	Tires
Detergents	Makeup	Wool

List items in your daily life that might come from a sheep.

Don’t forget to drop off your completed booklet at the Visitor Center. You will get a badge and be on your way to becoming a New Mexico Historic Sites Junior Ranger!

Need more time to work on your booklet? Just mail it to us (with your return address) when you are finished and we will send you your badge. Please mail your booklet to:

New Mexico Historic Sites
725 Camino Lejo
Santa Fe, NM 87505

Thank you for visiting our site...please come back soon.

LOS LUCEROS
HISTORIC SITE

Junior Ranger

THIS CERTIFICATE OF ACHIEVEMENT IS PRESENTED TO

_____

FOR THEIR COMPLETION OF THE JUNIOR RANGER PROGRAM AT LOS LUCEROS HISTORIC SITE AND TAKING THE OATH OF NEW MEXICO’S HISTORIC SITES JUNIOR RANGER PROGRAM.

_____ RANGER’S SIGNATURE

_____ DATE

LOS LUCEROS
HISTORIC SITE

253 County Road 41 | Alcalde, NM 87511
(505) 476-1165 | nmhistoricsites.org/los-luceros

Hours:
Wednesday through Sunday; 10:00 am to 4:00 pm

Admission:
$7 for adults; Free for children 16 years and younger

