NEW MEXICO HISTORIC SITES

NEW MEXICO DEPARTMENT OF CULTURAL AFFAIRS

CORONADO

HISTORIC SITE

Junior Ranger

ACTIVITY BOOKLET

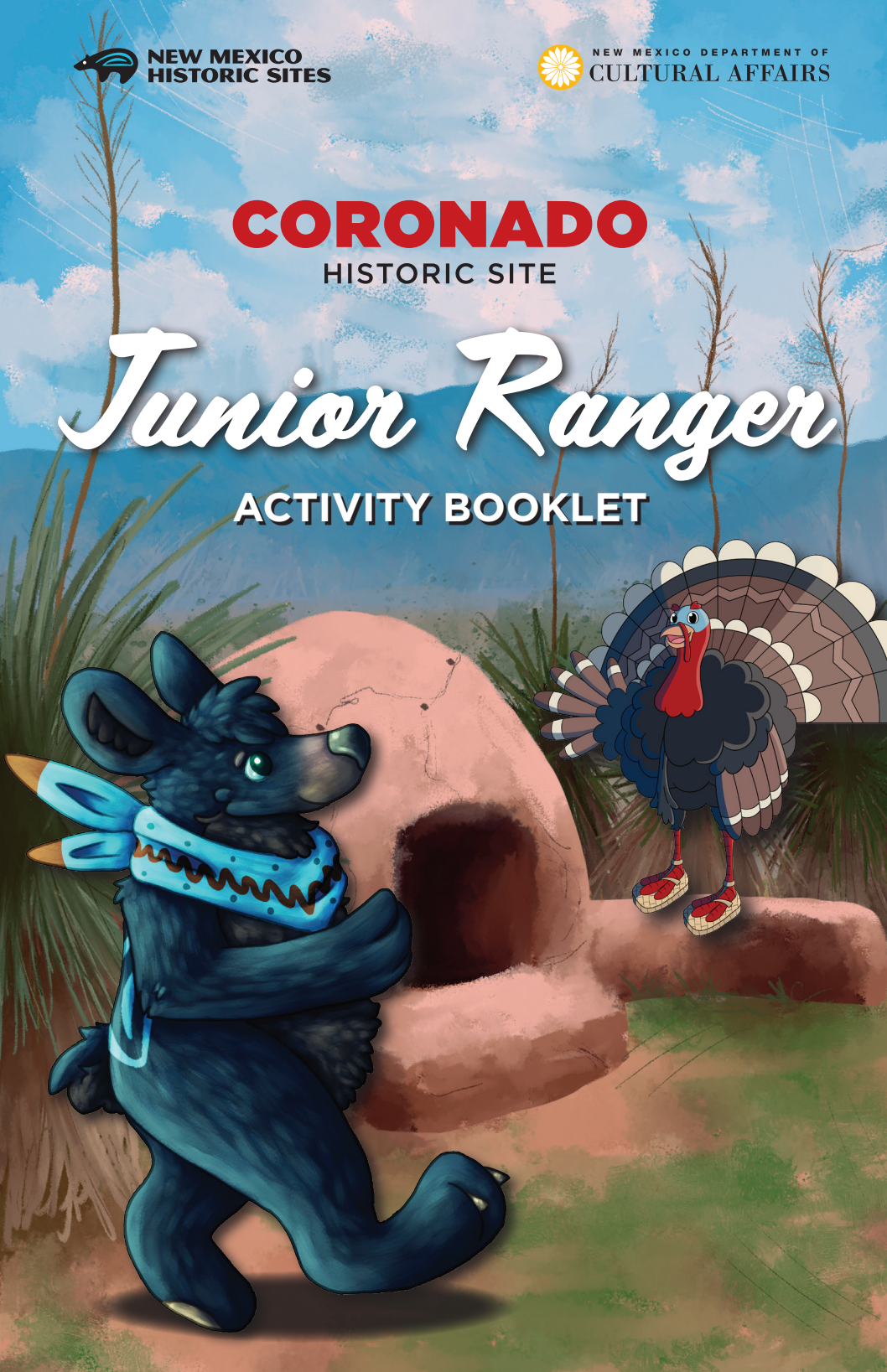



Junior Ranger Pledge

I pledge to: appreciate and protect all of New Mexico's Historic Sites, strive to continue to learn about the history of those sites, and promote awareness for our diverse and complex backgrounds in history by sharing what I learn with friends and family.

Take care while you are here!

Welcome to Coronado Historic Site. We're so glad you are here. We have a few things to keep in mind during your visit.

Please stay on the trails and keep an eye out for snakes and tripping hazards.

Remember, buildings made of adobe are fragile, walking off the trail could damage or destroy ancient walls.

Keep a respectful distance from any wild animals.

Please leave any historic items such as beads, buttons, glass, pottery, or bits of metal where you find them. It ensures that other visitors enjoy them too, AND it's the law!

Watch out for approaching storms. If you hear thunder, take cover by returning to the visitor center.

Be mindful of noise so as not to disturb other visitors experiencing the site, and do not climb on structures or fences.

This site has murals that show pictures that are sacred to the Pueblo people. You are welcome to visit them, but please do not take photographs in the Mural Room or the Painted Kiva.

What is a New Mexico Historic Sites Junior Ranger?

A New Mexico Historic Sites Junior Ranger is someone who learns about a New Mexico Historic Site, and takes an oath to protect the site, its structures, trails, and exhibits for future generations. They also share their knowledge with family and friends to help preserve important places and the history of New Mexico.

A Junior Ranger is encouraged to visit other Historic Sites to learn more about New Mexico history and encourages others to do the same. We here at New Mexico Historic Sites hope that Junior Rangers will become advocates for the heritage of New Mexico and the precious resources and knowledge that these sites have to offer.

How do you become a Junior Ranger?

Anyone can become a Junior Ranger. There is no age limit. All you need to do is complete activities in this activity booklet based upon your age.

- ❑ **If you are 6 years or younger, complete 4 activities and check this box.**
- ❑ **If you are between 7 and 10 years old, complete 7 activities and check this box.**
- ❑ **If you are 10 years or older, complete all the activities and check this box.**

You are encouraged to explore the site, our exhibits, take a guided tour, and walk the trails to find inspiration for some of the activities and find the answers. If you want to work as a team, or if you need help from family and friends, that's okay. When in doubt, ask a ranger for help. When you are done with your booklet, take it to the visitor center. Your booklet will be reviewed, your certificate will be signed and stamped, and your badge will be given to you. Or you can take it home and complete it (just follow the directions on the back page on how to receive your Junior Ranger Badge!)

About the Coronado Historic Site

Coronado Historic Site tells the story of the Kuaua people, a village where Indigenous people lived from the early 1300s through the mid 1600s. Today, the original footprint of the village is buried underground. The remains of the village and the painted kiva that you see today were made in the 1930s by the archaeologists and workers from the town of Bernalillo, New Mexico.

Glossary

Archaeology: the study of the human past by examining objects like tools, pottery, and ruins left behind by people.

Archaeologist: a person who studies the human past by examining objects left by people.

Architecture: the science of designing and planning buildings and other structures.

Artifact: any object made, modified, or used by humans, especially items from a long time ago that help us understand the past.

Crops: plants grown in large amounts by farmers to be used for food, clothes, or materials.

Glazeware: a piece of pottery (like a mug, bowl, or vase) made from clay that has been coated with glaze and baked in a very hot fire.

Pueblo: the Spanish word for "village" or "town." It means the apartment-style homes made of adobe (sunbaked clay) built by Native American tribes in New Mexico and other places in the Southwest United States. The people who originally inhabited New Mexico and their descendants are also called Pueblo.

Sherd: a broken piece of old pottery found by archaeologists digging at historic sites.

Time Period: a specific length of time with a clear start and end that is used to organize history.

Village: a small community of buildings where people live together.

Yucca: a tough, hardy plant with sharp, sword-shaped leaves and tall spikes of flowers that live in hot, dry places like deserts. The Soap Tree Yucca is the state flower of New Mexico.

Context is Key

When archaeologists excavate a site, they note where every artifact came from. Use the information on the artifact tags below to draw them in the appropriate location within the pueblo room map.

Based on the artifacts, what activities do you think were happening in Room #1?

What activities were probably happening in Room #2?

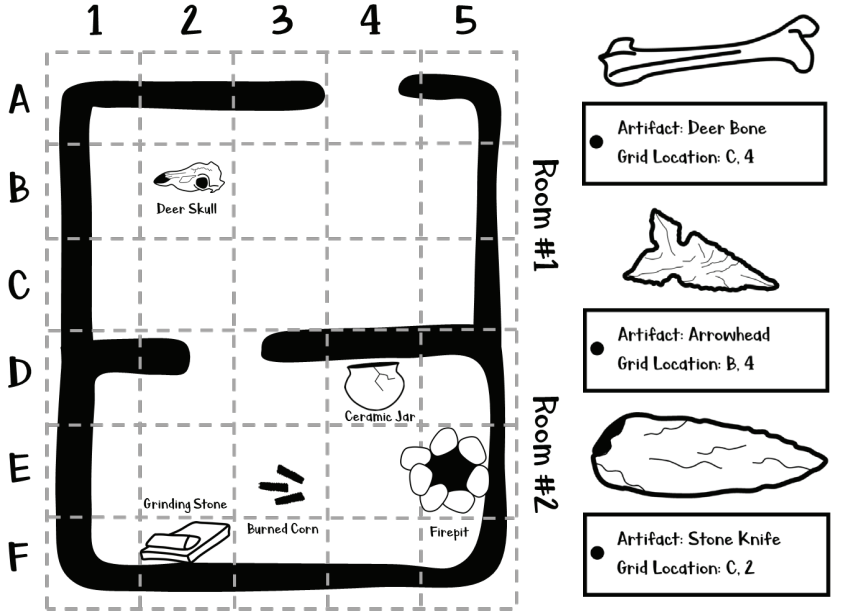

Trash is Important!

Archaeologists study artifacts, which are things that were left behind by people long ago. Many artifacts are found in middens which are ancient trash dumps.

Draw or write objects that you have thrown away today in the empty trash bin.

In the future, archaeologists may dig up your trash. What could they learn about you from what you threw away?



Pottery Through Time

Broken pieces of pottery called sherds can tell archaeologists when people lived at a site. The pottery used at Kuaua Pueblo was mainly decorated with glaze paint. The styles of paint changed over time.

Early Glazeware A.D. 1300 - 1450

Lines are thin, precise, and often parallel

Middle Glazeware A.D. 1450 - 1600

Lines are slightly thicker than early Glazeware and often feature a bird symbol

Late Glazeware A.D. 1600 - 1750

Lines are thick and often runny, and it is hard to decipher a design

The sherds below were found in a room at Kuaua. Count how many types of each sherd you see and fill in the blanks below.

Early Sherds _____

Middle Sherds _____

Late Sherds _____

Which group had the most sherds?_____



Pottery Through Time, continued...

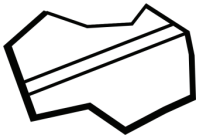

Early Glazewares 1300–1450

Lines are thin, precise, and often parallel



Middle Glazewares 1450–1600

Lines are slightly thicker than early glazewares and often feature a bird symbol

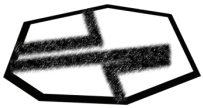

Late Glazewares 1600–1750

Lines are thick and often runny and it is hard to decipher a design

If the group with the most sherds represents when people lived in the room, what time period was the room used? Circle one:

A.D. 1300-1450 A.D. 1450-1600 A.D. 1600-1750

From One Plant, Many Uses: Yucca

As you explore Coronado Historic Site at Kuaua Pueblo, keep an eye out for yucca, a plant that has thrived in this high desert environment for generations. Yucca is a type of succulent, not a cactus as many believe; it is more closely related to plants like agave and lilies. The yucca plays an essential role in our ecosystem, providing food and shelter for wildlife like birds, lizards, and insects. The yucca is so important that it is the New Mexico state flower.

The are 50 different species of yucca, ranging from small shrubby plants that are close to the ground to tree-like plants that can reach 30 to 40 feet tall. In the spring, some yucca produce flowers on long stems that come up from the center of the plant.

The people who lived at Kuaua Pueblo used yucca in many aspects of their everyday life. They ate the fruit from certain types of yucca, like the banana. The root of the Soaptree Yucca becomes soapy when mixed with water, and they used it for bathing and for shampoo. They wove the leaves to make baskets and sandals. They also boiled and scraped the leaves to produce fibers that can be used to make a very strong rope; they would sometimes wrap turkey feathers or rabbit skin around this rope so that they could weave them into blankets. The sharp tip of the leaves can be used as a sewing needle.



When you find a yucca plant, try to think of three ways you could use it today and write them below.

1. _____

2. _____

3. _____

Word Scramble

Unscramble the words to discover other potential threats to archaeological sites.

LOOTSRE __ __ __ __ __ __ __ - People who steal artifacts from sites

NAVDALS __ __ __ __ __ __ __ - People who intentionally damage sites

REATHEW __ __ __ __ __ __ __ - Factors like wind, rain, snow, heat, sun

RFIE __ __ __ __ - Burning of sites

Matching Artifacts

Draw lines to connect words on the left to artifacts on the right.

Drum
Used to make music

Arrowhead
Used for hunting animals

Mano and Metate
Used to grind corn

Yucca Basket
Used to clean corn

Ceramic Jar
Used to store or serve food

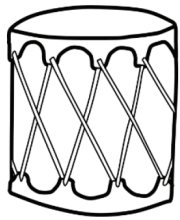







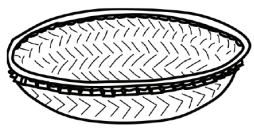

A Nice Place for a Village

Before there were supermarkets and construction stores, people had to build their homes near water, food, and building materials. Imagine that you had to move out of your home because there was not enough water.

Draw a new village on the landscape below where you think would be the best place to build your home. Explain how you chose that location.

_____

_____

Symbol Key



Mesa **Mountain** **Desert** **River** **Food** **Lumber**



Draw the Pueblo Crops

Pueblo gardens are sometimes lined with rocks or adobe to keep water near the plants. A three sisters garden has corn in the center of each square surrounded by beans that climb up the corn and squash in the corners.

Draw and label the plants that you see growing in the garden in front of the Visitor Center.



Pueblo Architecture

Use the words and definitions below to label this pueblo home:

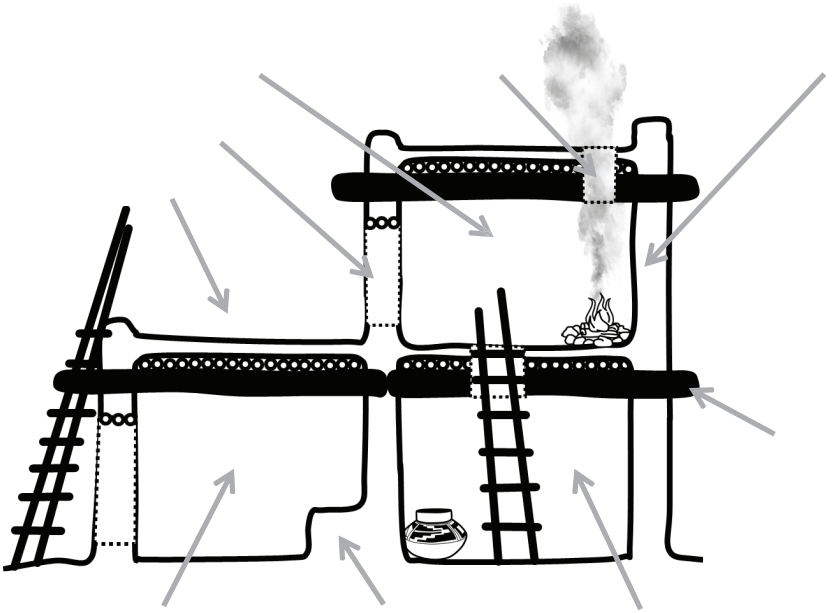

Door - Small openings used to enter and exit living and cooking rooms

Banco - Adobe benches that are built against the walls of some living rooms

Viga - A large wooden beam that spans the walls and supports the roof

Storage - These rooms usually have no direct opening to the outside

Living - These rooms are easily accessible and are used for many activities

Vent - A shaft through the ceiling or wall that allows smoke or air to circulate

Adobe - A mixture of dried mud that is used to build walls and other structures

Portal: A covered entryway or porch-like structure leading into a building

Cooking - These rooms usually have fire pits and are easily accessible

How Am I Like the People who Lived at Kuaua Pueblo?

The residents of Kuaua Pueblo grew different varieties of corn, and corn was around 70% of their diet. The Spanish brought plants for favorite foods like tomatoes, wheat, and grapes with them when they settled in New Mexico.

What is your favorite food? _____

The residents of Kuaua Pueblo built their houses from stacked hand-formed balls of adobe, which is a mixture of clay, dirt, water, and grasses. The Spanish settlers made rectangular bricks of adobe to build their houses.

What is your house made of? _____

The residents of Kuaua Pueblo had dogs and turkeys that lived in their village with them. They kept dogs for hunting and protection, and they used turkey feathers to make warm, waterproof blankets. The Spanish brought horses and sheep with them when they settled in New Mexico. They rode the horses and used them for carrying items, and they spun the sheep's wool into yarn to make fabric for clothing and blankets.

Do you have an animal that lives with you? If so, describe what animal(s) you have. _____

The Pueblo people had different names for the Rio Grande River. In Keresan (which is spoken at nearby Santa Ana, San Felipe, Santo Domingo, and Zia Pueblos) the river is called *mets'ichi chena*, and it is called *paslápaane* by people who speak Tiwa (which is spoken at nearby Sandia and Isleta Pueblos). The Spanish who came to New Mexico in the 1500s named the river *El Rio Bravo del Norte* (which means the fierce river of the north).

Look at the river; what would you name it? _____

_____

Coronado's Journey

The explorer Francisco Vázquez de Coronado and his expedition were the first Europeans to visit Kuaua Pueblo in 1540.

Try and find your way out of the maze below starting at Compostela and ending up at Kuaua Pueblo.

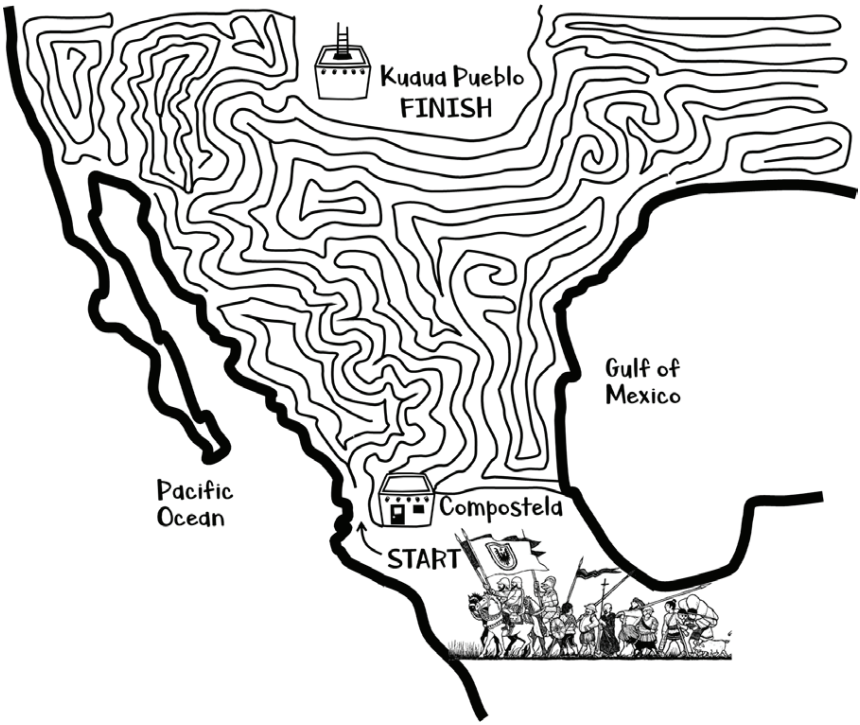

Did you know that Pueblo is a Spanish word?

In the 1500s and 1600s, the Spanish came to New Mexico looking for gold, land, and other resources. They brought a written language with them. Many Spanish words are still used in New Mexico today.

Pueblo: Village

Plaza: Open area

Viga: Large roof beams

Portal: A covered entryway or porch-like structure leading into a building

Mano y Metate: Grinding stones

Olla: Large pot

Retablo: A Spanish Colonial-style painting of a Catholic saint

Use the Spanish word list to fill in the crossword puzzle.



Mix and Match Armor

Many of the people in the Coronado Expedition had a mixture of different types of armor and weapons. Circle your favorite from each category.

	European Style	Native Style
Headgear	 Morion Helmet 6 Pounds	 Headdress 3 Pounds
Armor	 Metal Armor 8 Pounds	 Quilted Cotton Armor 4 Pounds
Shields	 Metal Shield 12 Pounds	 Woven Shield 5 Pounds
Weapons	 Metal Sword 4 Pounds	 Macuahuitl War Club 3 Pounds

Add up each item to find out what your total weight would be:

Your Weight	+	Headgear	+	Armor	+	Shield	+	Weapon	=	TOTAL WEIGHT

Imagine carrying all of that weight for a 4,000 mile walk!

Colonial Motivations

When the Spanish decided to settle New Spain, they had three main factors that motivated them.

Wealth - Asian trade, gold and silver, land and colonies

Religion - Convert Native Americans to the Catholic church

Nationalism - Fame, glory, and competition with other countries

Explore the Spanish part of the museum and list artifacts and imagery that relate to each reason for colonialism.

Which of these factors do you think was the most influential to the Spanish?

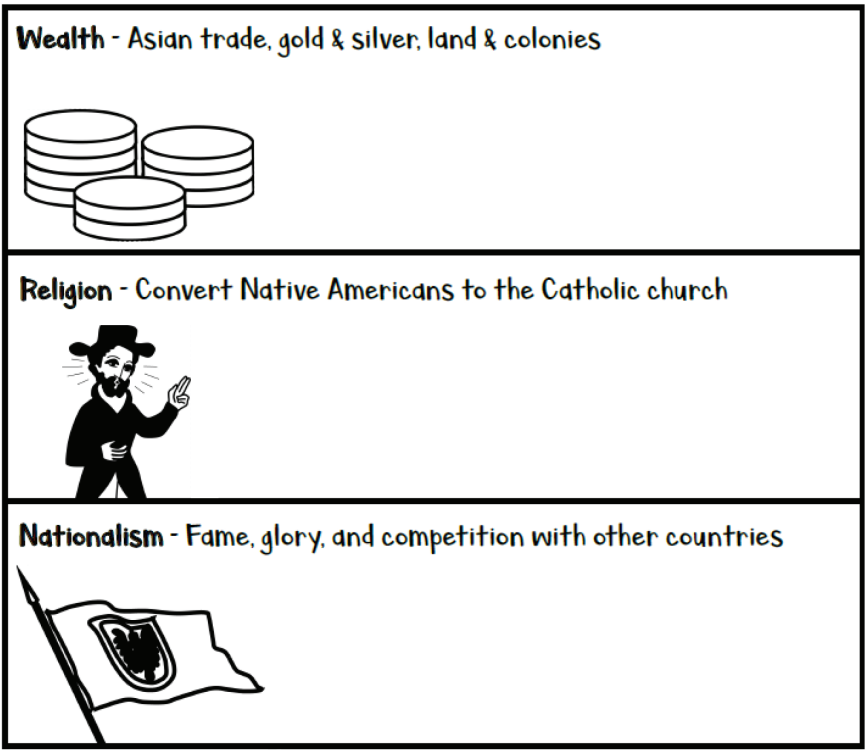

Conflict & Population Decline

Starting with Coronado's Tiquex War in 1540, villages in the area witnessed a decline in population from disease, warfare, and forced migration. Some Spanish practices like reducción forced people living in smaller villages to move and leave their homes to settle in larger villages.

Cross-out the following pueblos to see which villages were abandoned after conflict: Alameda, Amalia, Bulman, Calabacillas, Canjilon, Chamisal, Corrales, Kuaua, Los Padillas, Maigua, Montaño, Puaray, San Fernando, Santiago, Shipman, and Watche.

Circle the remaining villages that still exist today.



Don’t Let the Animals Escape!

When Europeans first came to New Mexico, they brought many new animals from an ocean away. These animals included horses, cows, sheep, goats, and chickens.

1) Draw a sheep or a goat in the adobe corral.

2) Draw bricks below to fix the broken adobe fence so that the animals don’t escape!



Birds of Kuaua Pueblo

There are many different birds that call Kuaua home. Look at the images below to identify six different birds that you may see while you look around the historic site. Place a checkmark next to each bird that you see!

Lesser Goldfinch- Lesser goldfinches are common in New Mexico, and you are likely to see them year-round. They are tiny, and males possess a glossy black cap, bright yellow underparts, and green or black backs, while females have duller colors and olive backs.

Curve-billed Thrasher- Thrashers are large, gray-brown songbirds seen year-round throughout the Southwest. They have large curved black beaks and bright orange eyes.

White-breasted Nuthatch- Nuthatches are small, agile songbirds with a blue-gray back, white face and belly, and black cap on its head. They have a long, sharp bill and very little neck,

Gambel's Quail- Gambel's quail are small, chunky, ground-dwelling birds that are native to the Southwest. Both sexes have a forward-curving black teardrop-shaped topknot on their heads, gray feathers, and a patterned belly. Males are identified by a black face, forehead, and belly patch.

Say's Phoebe- The Say's Phoebe is a flycatcher (birds that take short flights to catch and eat flying insects) with a cinnamon-buff belly, gray-brown back, and black tail. They can be found year-round in the Western United States.

Cooper's Hawk- The Cooper's Hawk is a medium-sized bird of prey native to North America. Known for its long, rounded tail and short, broad wings, it specializes in hunting birds at speeds up to 50 mph through dense trees. Adults have blue-gray backs and reddish-brown bars on their chests, while younger hawks are brown and have reddish-brown vertical streaks on their chests.

Lesser Goldfinch



Curve-billed Thrasher



White-breasted Nuthatch



Gambel's Quail



Say's Phoebe



Cooper's Hawk



Animal Tracks

As you explore Coronado Historic Site at Kuaua Pueblo, you might see tracks left by the animals that live here. By carefully studying the size, shape, and patterns of these tracks, you can become a nature detective, piecing together clues about the animals that make Kuaua Pueblo their home.

Animal Tracking Tips

1. Walk slowly and quietly. If you are lucky, you might see an animal from a distance.
2. Animal tracks are easier to see in the mud. Look for patches of wet dirt for prints, especially along the edge of the river.
3. Many animals only come out at night, so look for tracks early in the morning.

Use the images below to answer the questions and "read" the story that these animal tracks tell.

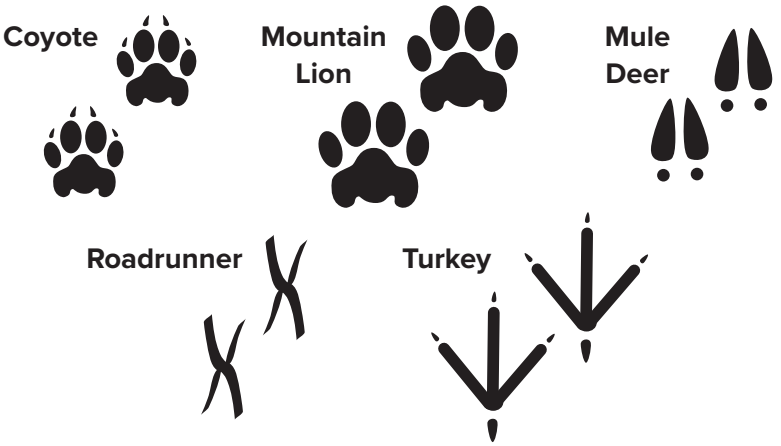

There are ___ turkey footprints.

Which animals crossed the river? _____ and _____

Which other animal tracks do the coyote tracks encounter? _____, _____, and _____

Do you think the roadrunner was walking, running, or flying?



Visitor Center at the Site

Color this scene at Coronado Historic Site.

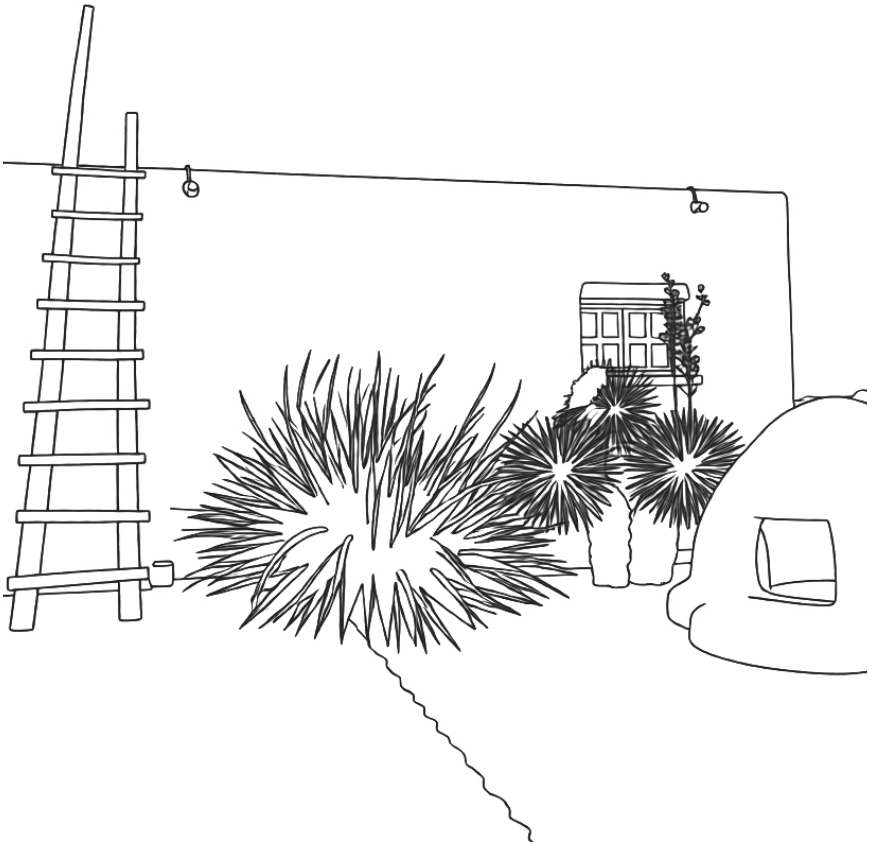

Don't forget to drop off your completed booklet at the Visitor Center. You will get a badge and be on your way to becoming a New Mexico Historic Sites Junior Ranger!

Need more time to work on your booklet? Just mail it to us (with your return address) when you are finished and we will send you your badge. Please mail your booklet to:

New Mexico Historic Sites
725 Camino Lejo
Santa Fe, NM 87505

Thank you for visiting our site...please come back soon.

CORONADO
HISTORIC SITE

Junior Ranger

THIS CERTIFICATE OF ACHIEVEMENT IS PRESENTED TO

_____

FOR THEIR COMPLETION OF THE JUNIOR RANGER PROGRAM AT CORONADO HISTORIC SITE AND TAKING THE OATH OF NEW MEXICO'S HISTORIC SITES JUNIOR RANGER PROGRAM.

_____ _____

RANGER'S SIGNATURE DATE

CORONADO
HISTORIC SITE

485 Kuaua Road | Bernalillo, NM 87004
(505) 867-5351 | nmhistoricsites.org/coronado

Hours:
Wednesday through Monday; 10:00 am to 4:00 pm

Admission:
$7 for adults; Free for children 16 years and younger

